PACKAGE TYPE	ELEMENT	SYMBOL	POSITIONS ON PACKAGE
1	TWIN DELAY	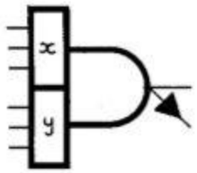	1, 2
2	SINGLE DELAY		1, 2, 3
3	INVERTER	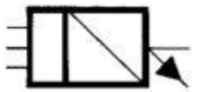	1, 2, 3
4	AND GATE	2-INPUT 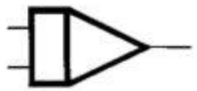	1
		3-INPUT 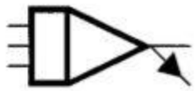	2, 3
		4-INPUT 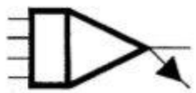	4

PACKAGE TYPE	ELEMENT	SYMBOL	POSITIONS ON PACKAGE
6	SPECIAL INVERTER		
	NICKEL LINE	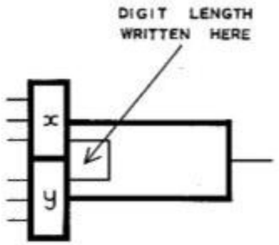	
7	NUMBER GENERATOR	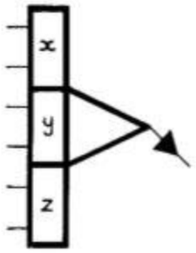	2, 5
	CATHODE-FOLLOWER	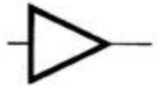	1, 3, 4, 6

PACKAGE TYPE	ELEMENT	SYMBOL	POSITIONS ON PACKAGE
8	CATHODE-FOLLOWER	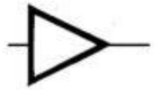	1, 2, 3
		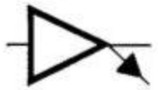	4, 5
	OR GATE	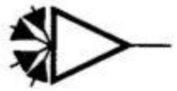	6
9	OUTPUT ONE	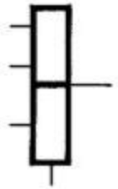	TWO OFF USED IN CONJUNCTION WITH ELEMENTS 1 AND 2 OR 3 AND 4 IN PARALLEL
		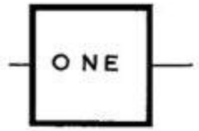	1, 2, 3, 4, 5, 6
10	OUTPUT TWO	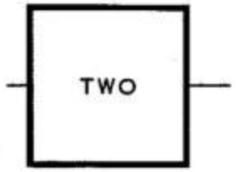	1, 2, 3

FIG. 3.5 PACKAGED LOGICAL ELEMENTS